



DH\_NVR6XX-4KS2\_MultiLang\_V4.001.0000001.1.R.200812

## Release Notes

ZHEJIANG DAHUA VISION TECHNOLOGY CO., LTD.

# Legal Information

## Copyright

© 2020 ZHEJIANG DAHUA VISION TECHNOLOGY CO., LTD. All rights reserved.

This document cannot be copied, transferred, distributed, or saved in any form without the prior written permission of Zhejiang Dahua Vision Technology Co., LTD (hereinafter referred to as "Dahua").

The products described in this document may contain the software that belongs to Dahua or the third party. Without the prior written approval of the corresponding party, any person cannot (including but not limited to) copy, distribute, amend, abstract, reverse compile, decode, reverse engineer, rent, transfer, sublicense the software.

## Trademarks

 and **HDCVI** are the trademarks or registered trademarks of Dahua.

All other company names and trademarks mentioned herein are the properties of their respective owners.

## Disclaimer

- These release notes are for reference only, and the actual product shall prevail.
- Succeeding products and release notes are subject to change without notice.
- If there is any uncertainty or controversy, please refer to our final explanation.

# Table of Contents

<b>Legal Information .....</b>	<b>I</b>
<b>Release Notes .....</b>	<b>1</b>
1.1 Overview .....	1
1.2 Product Introduction .....	1
1.3 New Features .....	2
1.4 Instructions for New Features .....	3
1.4.1 New NVR4.0 UI .....	3
1.4.2 One-click Arming/Disarming .....	6
1.4.3 Switching to H.265 Automatically .....	6
1.4.4 Recording Estimation .....	7
1.5 Fixed Bugs .....	8
1.6 Compatibility.....	8
1.7 Software Environment.....	9
1.8 Pending Issues.....	11
1.9 Update Guide .....	11

# Release Notes

## 1.1 Overview

Item	Description
Product name	Network Video Recorder
Version	V4.001.0000001.1
Software package information	DH_NVR6XX-4KS2_MultiLang_V4.001.0000001.1.R.200812.BIN
Model	DHI-NVR608-32-4KS2 DHI-NVR608-128-4KS2 DHI-NVR608-64-4KS2 DHI-NVR608R-128-4KS2 DHI-NVR608R-64-4KS2 DHI-NVR616-128-4KS2 DHI-NVR616D-128-4KS2 DHI-NVR616R-128-4KS2 DHI-NVR616DR-128-4KS2 DHI-NVR616-64-4KS2 DHI-NVR616D-64-4KS2 DHI-NVR616R-64-4KS2 DHI-NVR616DR-64-4KS2
Onvif Version	2.4.1
OS requirement	None
Release date	2020-08-12

## 1.2 Product Introduction

This product is mainly used indoors. Combined with IP cameras, you can use this NVR to complete real-time monitoring and recording. It supports configuring basic parameters by using mouse, and you can build a security monitoring network through web or other professional software developed by Dahua. Product functions include real-time monitoring, record playback, alarm and other auxiliary configuration functions.

## 1.3 New Features

Feature	Description
<b>NVR4.0 new UI</b>	<ul style="list-style-type: none"> <li>① It is to realize NVR interface based on the XVR 4.0 interface style. The same functions are basically kept.</li> <li>② Supports vector font library.</li> <li>③ Web interface style is consistent with the local menu.</li> <li>④ Added quick operation bard for jumping from main menu to other menus.</li> </ul>
<b>Security baseline V2.1</b>	<ul style="list-style-type: none"> <li>① Blocked dangerous commands in the system.</li> <li>② Supports disabling unsafe services, and those services are disabled by default.</li> <li>③ Important operations log.</li> <li>④ Network data transfer encryption control.</li> <li>⑤ Non-sensitive data information saved in device-end.</li> <li>⑥ Secondary authentication for restoring factory defaults.</li> </ul>
<b>One-click arming/disarming</b>	Support for one click to arm or disarm alarm linkage actions.
<b>H.265 auto switch</b>	Supports selecting H.265 Auto Change for IPCs when adding devices.
<b>AI event live view on web</b>	Added AI live view mode which makes it convenient for users to view AI events on web.
<b>Fast live view on web</b>	Added fast live view function on web: Users can select a channel as the first connected channel to start multi-screen live view, and it is 4-screen live view by default. 4-screen live view uses main streams, and 4-more-screen live view uses sub streams on display.
<b>Rec Estimation</b>	<ul style="list-style-type: none"> <li>① Added recording estimation function.</li> <li>② Recording estimation calculates the record time and required HDD capacity according to the resolution and bit rate of the current channel.</li> </ul>
<b>AI by Camera</b>	<ul style="list-style-type: none"> <li>① Added face recognition function.</li> <li>② Added video metadata function.</li> <li>③ Added people counting and queuing function.</li> <li>④ Added SMD function.</li> <li>⑤ Added stereo analysis function.</li> <li>⑥ Added crowd distribution function.</li> </ul>
<b>Optimized camera list related functions</b>	<ul style="list-style-type: none"> <li>① Supports entering sub stream URL when selecting Custom as protocol during manually adding IPC.</li> <li>② Supports searching remote devices by IP address, MAC address and device name.</li> <li>③ Supports entering IP address in IPV6 format when private protocol is selected.</li> </ul>

<p><b>27 languages supported</b></p>	<p>Support for 27 languages, including English, Spanish(Europe), Italian, Spanish(South America), Russian, French, German, Portuguese(Europe), Polish, Romanian, Hungarian, Finnish, Danish, Czech, Bulgarian, Dutch, Greek, Swedish, Slovenian, Serbian, Norwegian, Korean, Arabic, Ukrainian, Turkish, Indonesian and Hebrew</p>
<p><b>Multi-Sensor Panoramic Network + PTZ Camera</b></p>	<p>① Removed the access of first generation Multi-Sensor Panoramic Network + PTZ Camera.</p> <p>② Added the access of second generation Multi-Sensor Panoramic Network + PTZ Cameras with 8MP resolution or lower. Supports auto tracking, manual tracking and bounding box tracking.</p>
<p><b>Thermal Alarm</b></p>	<p>① Deleted temperature setting, including temperature alarm, rule setting, global setting, fire alarm and cold/hot spot tracking.</p> <p>② Added event reporting and local linkage action: phone alarm, smoke alarm, smog alarm, fire alarm, cold spot alarm, hot spot alarm, temperature alarm and temperature difference alarm.</p>

## 1.4 Instructions for New Features

### 1.4.1 New NVR4.0 UI

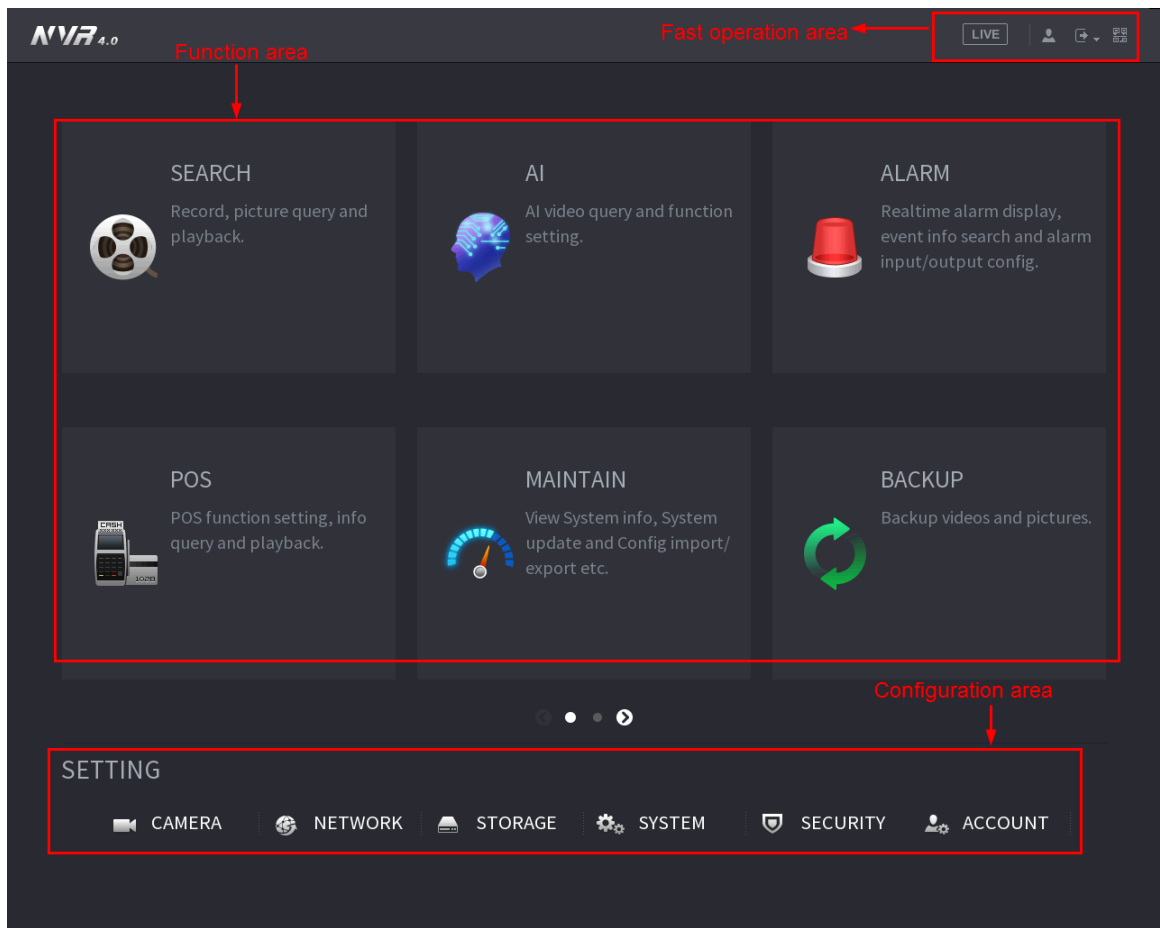
#### 1.4.1.1 Interface Style

The new UI uses flat design which is more consistent with users' habits. It's divided into configuration area, function area, fast operation area and page turning area. The main interface is as follows.



#### 1.4.1.2 Interface Display

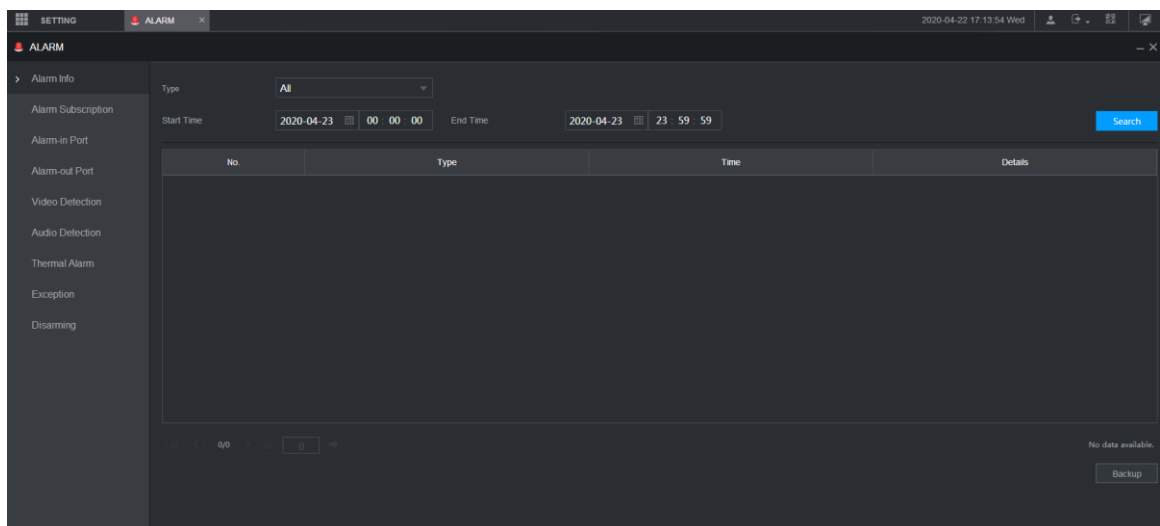
The interfaces of local configuration and web are almost identical. There are slight differences in operating on two interfaces.



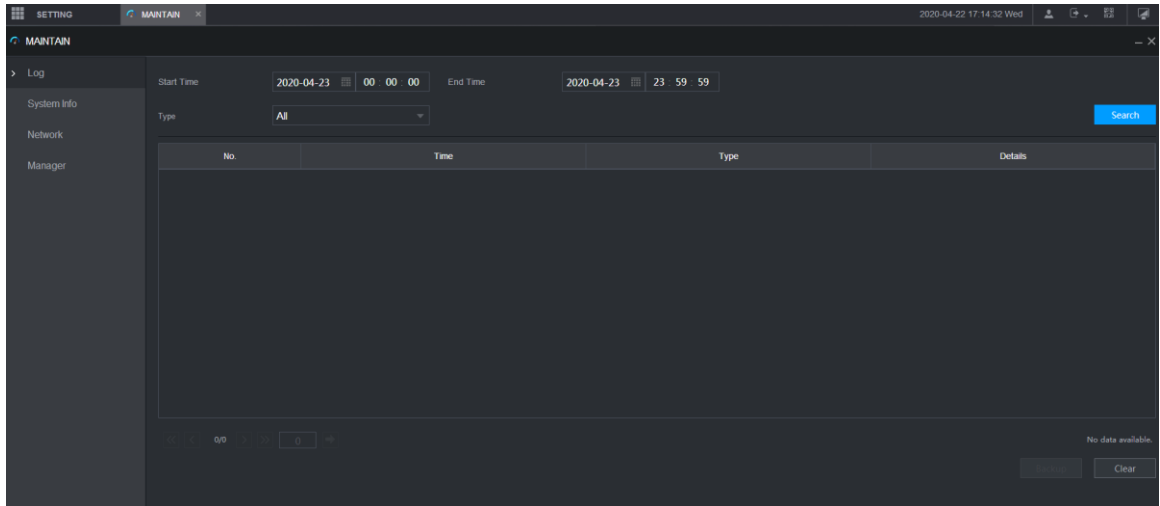
### 1.4.1.3 Menu Integration

Related functions are centralized and categorized. Logs are categorized according to corresponding functions.

1) Event logs are integrated into alarms.



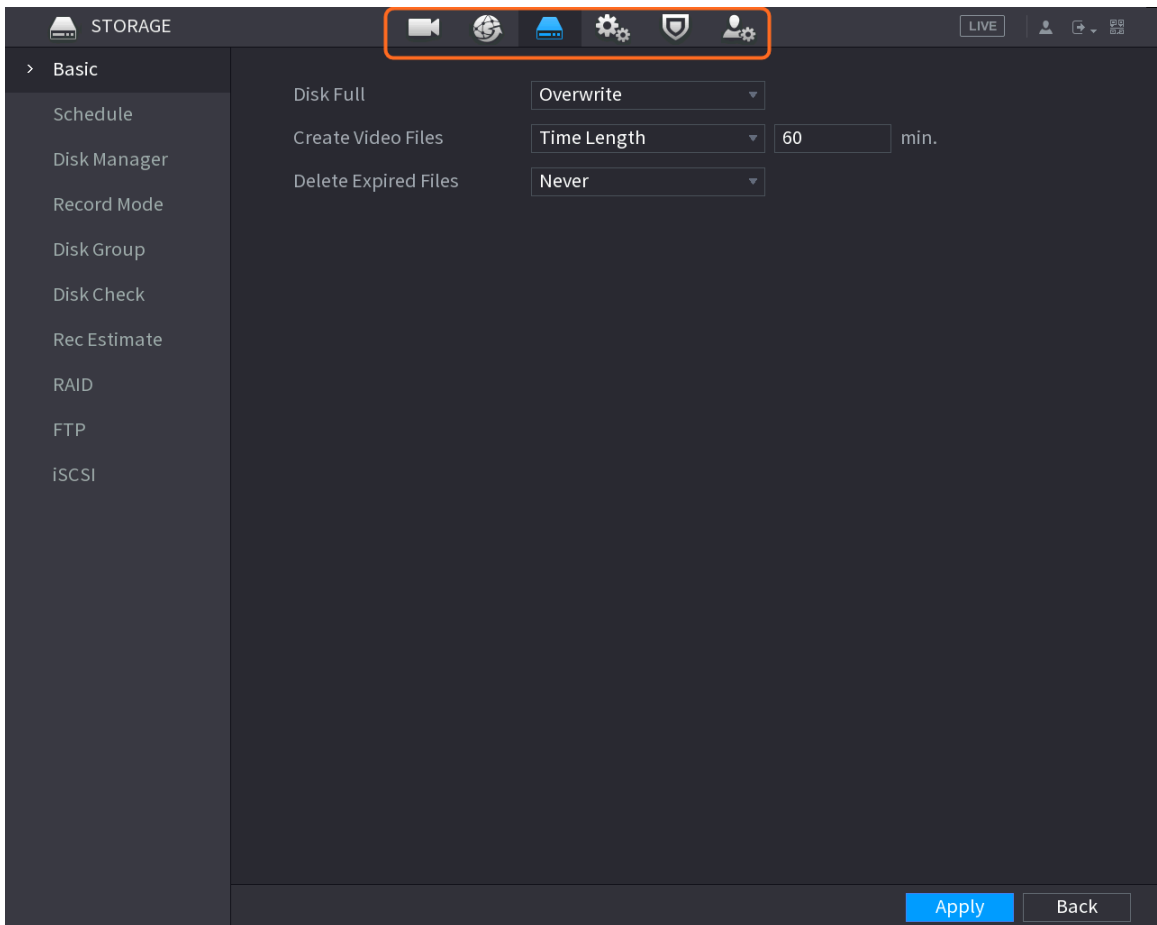
2) System logs are integrated into operations.



### 1.4.1.4 Quick Operation Bar

Added shortcut icons for quick jumping to other sub menus (except for PLAYBACK): Enter a sub menu or setting page, for example, when you enter the **Storage** sub menu you will find shortcut icons at the upper middle side. The icon of the current sub menu will be highlighted and in dark background color. When move mouse pointer to another icon, the icon will be highlighted, and you can click the icon to enter the sub menu or setting page.

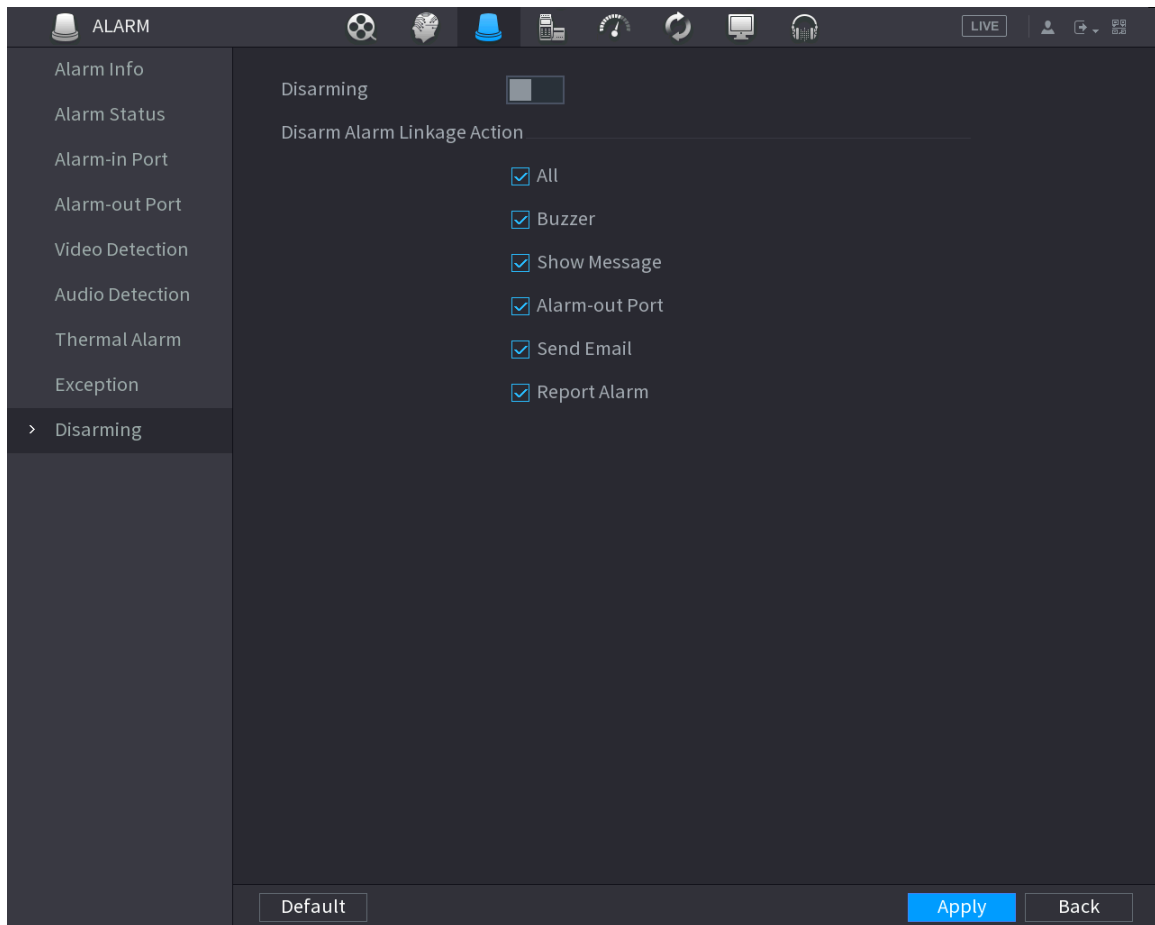
Note: **PLAYBACK** sub menu does not support this function.





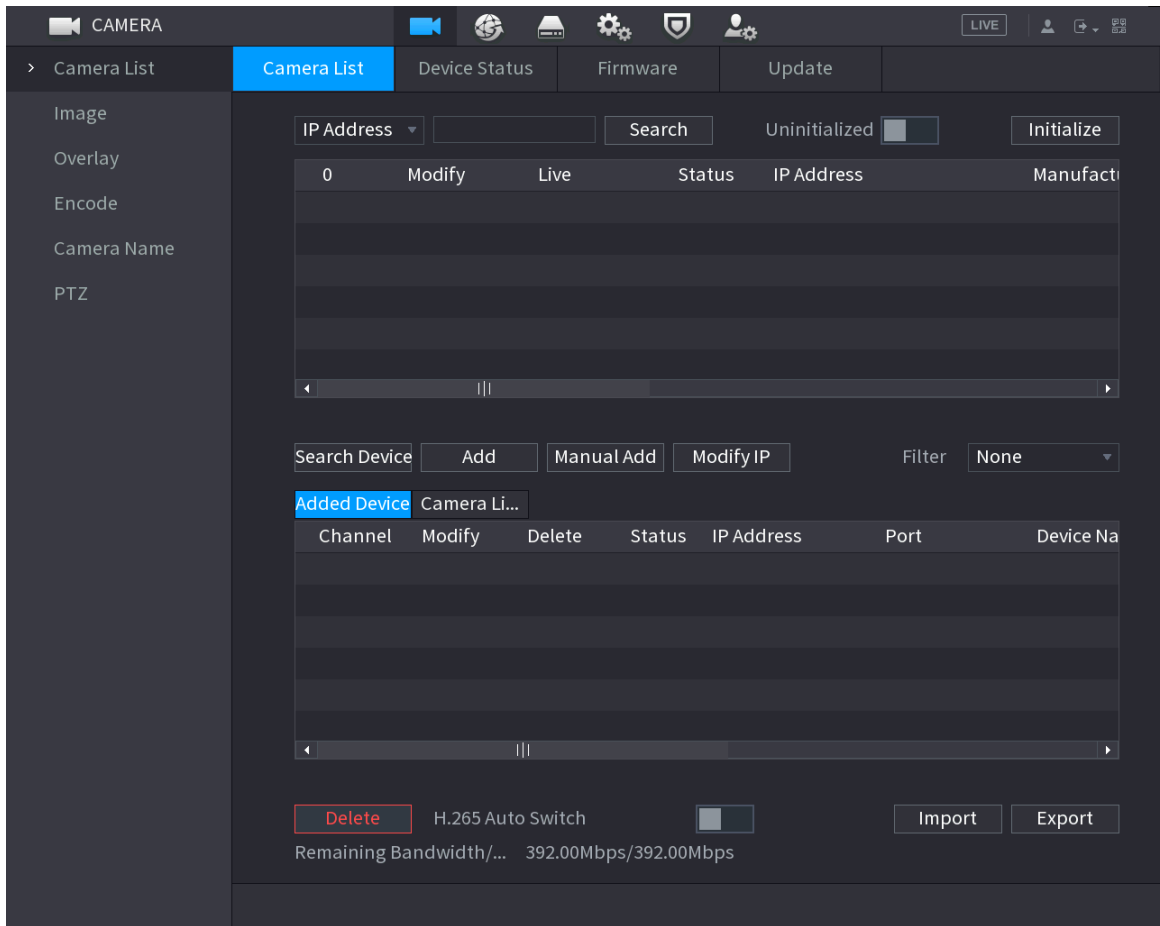
## 1.4.2 One-click Arming/Disarming

The NVR supports one-click to arm/disarm all alarm linkages in **ALARM > Disarming**.



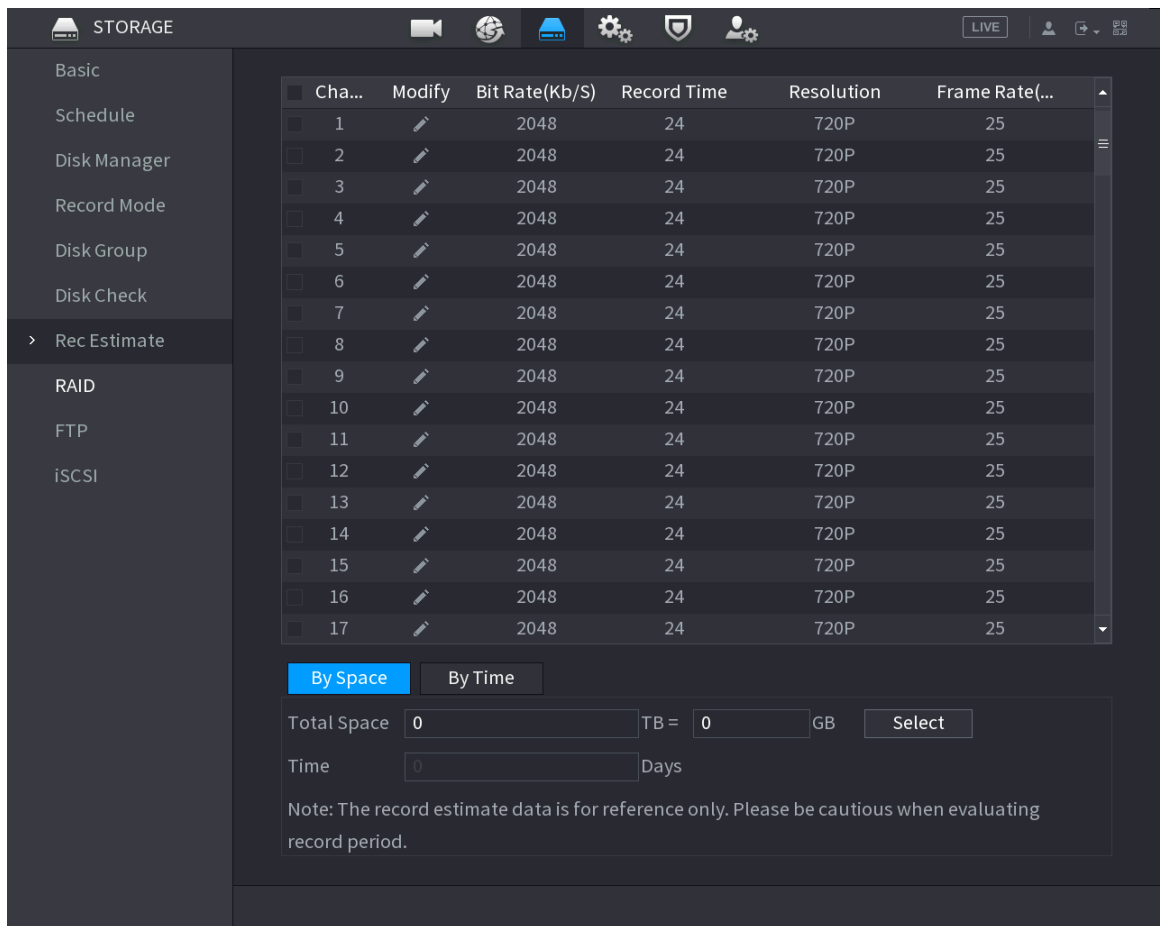
## 1.4.3 Switching to H.265 Automatically

After **H.265 Auto Switch** is enabled, remote devices supporting H.265 will be adjusted to H.265 encoding format automatically. You can enable **H.265 Auto Switch** in **CAMERA > Camera List**.



## 1.4.4 Recording Estimation

Recording estimation calculates the record time and required HDD capacity according to the resolution and bit rate of the current channel, so as to provide estimated information for users to choose appropriate HDDs, and help users save costs.



## 1.5 Fixed Bugs

Fixed bugs	Description
Occasional crash for Raid6 special scene	When the NVR works in Raid6 mode, once a HDD is unplugged or the raid is degraded, the NVR may crash.
Backward playback of H.265 stream is not supported on web	Backward playback of H.265 on DSS platform is not supported
Adding NVR on Imou Life app failure	Add NVR by QR code on the device and web failed on Imou Life app Android version
Two-way talk failure between Imou Life app and the IPCs under NVR	Two-way talk failure, it is the two-way talk between Imou Life app and the NVR, so the talk does not take effect.
IVS (AI by Camera) linkage configurations are restored to factory settings in a certain scenario	After restarting the NVR, IVS (AI by Camera) linkage configurations are restored to factory settings.

## 1.6 Compatibility

This series uses the new base line version of V4.001.0000001.1, and the security baseline version is 2.1.

After updating to the new baseline version from previous baseline (V3.216.0000000.1.190614 or earlier), users cannot roll back to versions earlier than security baseline 2.1.

## 1.7 Software Environment

Model	Version
DH-IPC-HFW2231SN-S-02 80B-S2	DH_IPC-HX2XXX-Molec_MultiLang_NP_V2.800.0000000.12.R.191216.zip
DH-IPC-HDW2431TP-AS- 0280B-S2	DH_IPC-HX2XXX-Molec_MultiLang_PN_V2.800.0000000.12.R.191216.zip
DH-IPC-HFW2531TP-ZAS- 27135-S2	DH_IPC-HX25(8)XX-Molec_MultiLang_PN_V2.800.0000000.10.R.191123.zip
DH-IPC-HFW2831TP-ZAS- 27135-S2	DH_IPC-HX25(8)XX-Molec_MultiLang_PN_V2.800.0000000.10.R.191123.zip
DH-IPC-HDW3241TP-ZAS -27135	DH_IPC-HX3XXX-Leo_MultiLang_PN_Stream3_V2.800.0000000.7.R.191130.zip
DH-IPC-HFW3441TP-ZS-2 7135	DH_IPC-HX5(4)(3)XXX-Leo_MultiLang_PN_Stream3_V2.800.0000000.7.R.191130.zip
DH-IPC-HDBW5541EP-ZE -0735	DH_IPC-HX5XXX-Volt_MultiLang_PN_Stream3_V2.800.0000000.10.R.191118.zip
DH-IPC-HFW5442EP-ZE-2 712	DH_IPC-HX5XXX-Volt_MultiLang_PN_Stream3_V2.800.0000000.10.R.191118.zip
DH-IPC-HDW5241TMP-AS -0280B	DH_IPC-HX4XXX-Volt_MultiLang_PN_Stream3_V2.800.0000000.10.R.191118.zip
DH-IPC-HDW5241HP-AS- PV-0280B	DH_IPC-HX5XXX-Volt_MultiLang_PN_Stream3_V2.800.0000000.10.R.191118.zip
DH-IPC-HDW5241TMP-AS -LED-0280B	DH_IPC-HX4XXX-Volt_MultiLang_PN_Stream3_V2.800.0000000.10.R.191118.zip
DH-IPC-HFW7442HP-Z-27 12F-DC12AC24V	DH_IPC-HX8XXX-Nobel_MultiLang_PN_V2.800.0000000.4.R.191118.zip
DH-IPC-HDBW7842HP-Z- 2712F-DC12AC24V	DH_IPC-HX8XXX-Nobel_MultiLang_PN_V2.800.0000000.4.R.191118.zip
DH-IPC-EBW81242	DH_IPC-EBW8XXXX-Fafnir_MultiLang_NP_Stream3_V2.800.0000000.0.R.191106.zip
DH-IPC-HCBW8442P	DH_IPC-HX5XXX-Volt_MultiLang_PN_Stream3_V2.800.0000000.1.R.190706.zip
DH-IPC-HUM8231P-E2	DH_IPC-HX5X3X-Multi-Rhea_Eng_P_V2.622.0000000.32.R.190827.zip
DH-IPC-HDW8341XP-3D- 0280B	DH_IPC-HX8X4X-Kronos_Eng_P_Stream3_V2.622.0000000.5.R.181215.zip
DH-IPC-PDBW5831P-B36 0-E4-2712	DH_IPC-HX8(5)XXX-Sag_EngSpnFrn_PN_V2.800.0000000.5.R.200107.zip
DH-IPC-PDB4830P-B360- E4-0360B	DH_IPC-HX8(5)XXX-Sag_EngSpnFrn_PN_V2.800.0000000.5.R.200107.zip
DH-PSDW5631SP-B360-E 4-D204-DC12V	DH_IPC-HX8(5)XXX-Sag_EngSpnFrn_PN_V2.800.0000000.5.R.200107.zip
DH-IPC-EBW8630P	DH_IPC-HX8XXX-Nova2_EngSpnFrn_PN_Stream3_V2.622.0000000.9.R.191210.zip
DH-PSDW8842/8849	DH_IPC-PSDW8XXX-Fafnir_EngSpnFrn_PN_Stream3_V2.680.0000000.1.R.190517.zip

Model	Version
SDT5X225-2F-WA	General_SDT5XXXX-HN-WA-V_MCU_V2.401.0000000.58.R.191213.zip
DH-SD5A445XA-HNR	General_SD5AXXX-HN_MCU_V2.401.0000000.54.R.191031.zip
DH-SD49425XB-HNR	DH_SD-Prometheus_MultiLang_PN_Stream3_V2.800.0000002.3.R.191121.zip General_SD49XXX-HN_MCU_Burn_V2.401.0000000.45.R.190815.Hex
DH-PTZ1C203UE-GN	DH_SD-Eos-Civil_MultiLang_PN_Stream3_V2.800.0000000.7.R.191113.zip
DH-SD6CE230U-HNI	DH_SD-Eos_MultiLang_PN_Stream3_V2.800.0000000.5.R.190827.zip
DH-SD29204UE-GN-W	DH_SD-Eos-Civil_MultiLang_PN_Stream3_V2.800.0000000.7.R.191113.zip
DHI-VTO7541G	General_VTO75XXX_Eng_P_SIP_V1.000.0000001.1.R.191217.zip
DHI-VTO2202F-P	DH_VTO2202F_MultiLang_PN_SIP_V4.400.0000000.2.R.20190919.zip
DHI-VTO6421F	General_VTO64XXF_Eng_P_128M_SIP_V1.000.0000001.0.R.20190517.zip
DSS PRO	General_DSS-PRO_Win64_IS_V7.002.0000003.0.R.20191008.exe
SmartPSS	General_SmartPSS_ChnEng_Mac_IS_V2.03.0.R.20191203.pkg.zip
DSSC9100/C9505	General_DSSC9100_System-NODE_V3.000.0000011.0.R.191210.tar.gz DH_DSSC9505_Internal_V2.000.0000002.0.R.180626.tar.gz
ITC237-PU1B- (IR)	General_ITC237-PU1B(PW1B)-IR(IRZ)(L)_Eng_PN_Oversea_Europe_V2.622.0000000.1.R.181114.zip
ITC237-PW1B- (IR) Z	General_ITC237-PU1B(PW1B)-IR(IRZ)(L)_Eng_PN_Oversea_Europe_V2.622.0000000.1.R.181114.zip
ITC215-PW4I- (IR) LZF27135	General_ITC215-PW4I-XXX_Eng_PN_Oversea_ITCPUSH_EuropeENTRANCE_V2.623.0000000.1.R.190820.zip
ITC214-PH2A-F3	General_ITCXX4-PH1B(PH1C)(PH2A)-(TF2)_Eng_V2.622.0000000.1.R.180418.zip
ITC214-PH2A-F6	General_ITCXX4-PH1B(PH1C)(PH2A)-(TF2)_Eng_V2.622.0000000.1.R.180418.zip
ITC314-PH2A-F2	General_ITCXX4-PH1B(PH1C)(PH2A)-(TF2)_Eng_V2.622.0000000.1.R.180418.zip
ITC314-PH2A-F3	General_ITCXX4-PH1B(PH1C)(PH2A)-(TF2)_Eng_V2.622.0000000.1.R.180418.zip
ITC314-PH2A-TF2	General_ITCXX4-PH1B(PH1C)(PH2A)-(TF2)_Eng_V2.622.0000000.1.R.180418.zip
ITC314-PH2A-TF3	General_ITCXX4-PH1B(PH1C)(PH2A)-(TF2)_Eng_V2.622.0000000.1.R.180418.zip
ITC352-RU2D- (IR) L	General_ITC352-RF2D_Eng_P_Oversea_MACAO_V2.722.0000001.0.R.191029.zip
DHI-ITC302-RU1A-IRHLF	General_ITCXX2(206)-RF1A(-IR)_Eng_PN_Oversea_Europe_V2.400.0000.0.R.20170516.zip
DHI-ITC602-RU1A-IRHLF	General_ITCXX2(206)-RF1A(-IR)_Eng_PN_Oversea_Europe_V2.400.0000.0.R.20170516.zip

## 1.8 Pending Issues

No.	Issue description	Possible result	How to fix
1	iSCSI function does not work properly when the capacity of iSCSI network storage is smaller than or equal to 32 GB.	iSCSI network storage does not work properly.	Use iSCSI network storage with capacity larger than 32 GB to resolve this problem.
2	Enable IVS (AI by camera), and then enable face detection(AI by NVR) for a channel, the bounding box constantly flashes when there is a face detected.	Bounding box constantly flashes, affecting user experience.	Distribute channels according to different intelligent applications. For instance, distribute channel 1 for IVS (AI by camera), and channel 2 for face detection (AI by NVR).

## 1.9 Update Guide

1. You can upgrade the NVR by ConfigTool, web and USB flash drive. For details, see Upgrade Guide.
2. Services such as recording and live view will be paused during the upgrade process. The NVR works normally after upgrade and rebooting.
3. The upgrade does not affect previous settings of the NVR.
4. Do not power off during the upgrade process, or the NVR will not boot up properly.

**ZHEJIANG DAHUA VISION TECHNOLOGY CO., LTD.**

Address: No.1199, Bin'an Road, Binjiang District, Hangzhou, P.R. China

Postcode: 310053

Tel: +86-571-87688883

Fax: +86-571-87688815

Email: [overseas@dahuatech.com](mailto:overseas@dahuatech.com)

Website: [www.dahuasecurity.com](http://www.dahuasecurity.com)