



**DH_XVR5x04-I_MultiLang_
V4.001.0000000.9.R.200918**
Release Notes

ZHEJIANG DAHUA VISION TECHNOLOGY CO., LTD.

Legal Information

Copyright

© 2020 ZHEJIANG DAHUA VISION TECHNOLOGY CO., LTD. All rights reserved.

This document cannot be copied, transferred, distributed, or saved in any form without the prior written permission of Zhejiang Dahua Vision Technology Co., LTD (hereinafter referred to as "Dahua").

The products described in this document may contain the software that belongs to Dahua or the third party. Without the prior written approval of the corresponding party, any person cannot (including but not limited to) copy, distribute, amend, abstract, reverse compile, decode, reverse engineer, rent, transfer, sublicense the software.

Trademarks

 and **HDCVI** are the trademarks or registered trademarks of Dahua.

All other company names and trademarks mentioned herein are the properties of their respective owners.

Disclaimer

- These release notes are for reference only, and the actual product shall prevail.
- Succeeding products and release notes are subject to change without notice.
- If there is any uncertainty or controversy, please refer to our final explanation.

Table of Contents

Legal Information	I
Release Notes	1
1.1 Overview	1
1.2 Functions and Applications	1
1.3 New Features	1
1.4 Instructions for New Features	2
1.4.1 5M Camera Access	2
1.4.2 Items added in disarming: Siren and warning light	2
1.4.3 New languages supported: Traditional Chinese and Japanese	3
1.4.4 Quick Operations on Main Menu	4
1.5 Fixed Bugs	5
1.6 Compatibility	5
1.7 Software Environment	5
1.8 Pending Issues	5
1.9 Update Guide	5

Release Notes

1.1 Overview

Item	Description
Product model	DIGITAL VIDEO RECORDER
Version	DH_XVR5x04-I_MultiLang_V4.001.0000000.9.R.200918.zip
Software package information	DH-XVR5104H-I;
OS requirement	None
Release date	2020-09-18

1.2 Functions and Applications

This series product can work with devices such as camera, HDD to monitor the specified scenarios and play back the recorded video files. It can monitor, playback and support remote surveillance once the device is connecting to the network. It supports cellphone monitor from anywhere at anytime through the Internet.

This series product supports five camera signals (CVI, AHD, TVI, CVBS, and IPC) and is compatible with the popular signal types on today's market. It can use the original coaxial cable and support network cable too. It is suitable to update the current system, at the same time; it can meet the expansible requirements of new projects.

CVI product has entered the H.265 era. With the lower bit rate and more advanced compression technology, it can reduce storage space and network transmission data.

1.3 New Features

For new H.265 series products with new software security baseline, the following features are added:



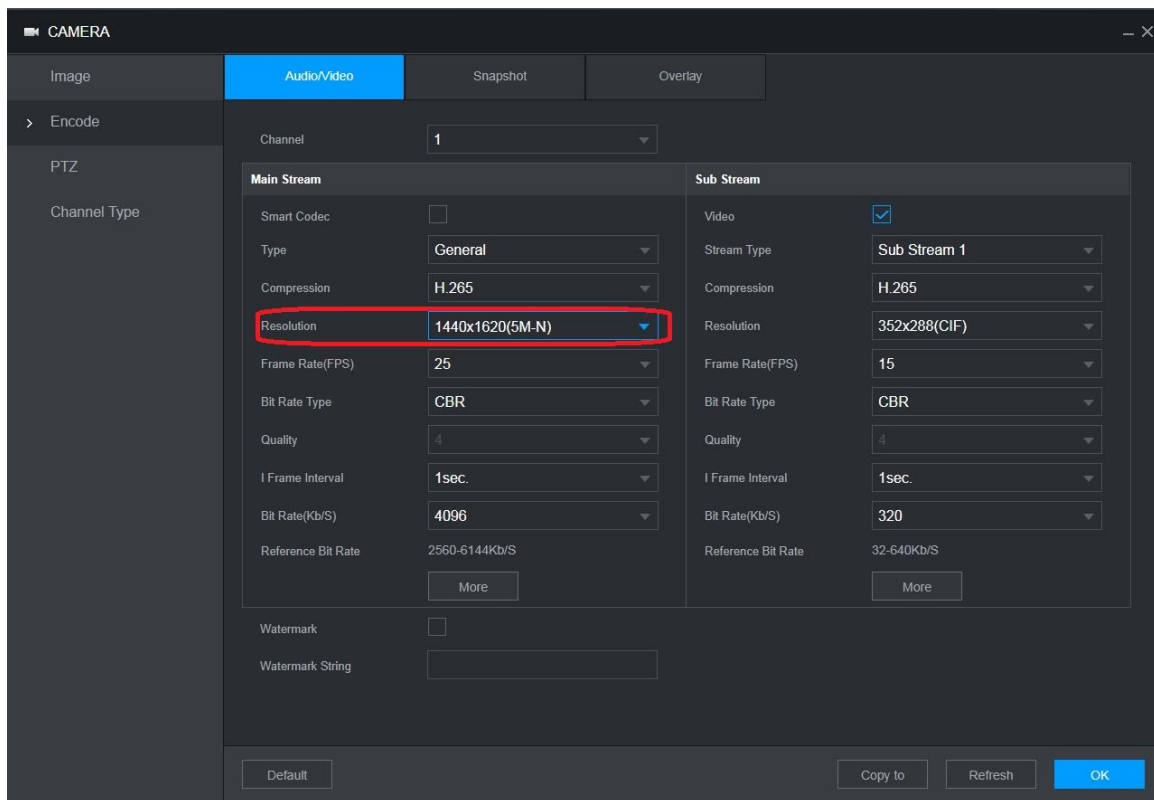
Features might vary from different models, and the actual product shall prevail.

No.	Feature	Description
1	Items added in disarming: Siren and warning light	Supports one-click arming and disarming with all linkage actions; added siren and warning light linkage actions.
2	5M camera access	Supports access of 2880 x 1620 resolution 5M camera.
3	Supports importing custom voice on DMSS app to HDCIV camera	Custom voice on DMSS app can be imported from XVR to HDCVI camera.
4	Support for traditional Chinese and Japanese	The firmware supports traditional Chinese and Japanese.

1.4 Instructions for New Features

1.4.1 5M Camera Access

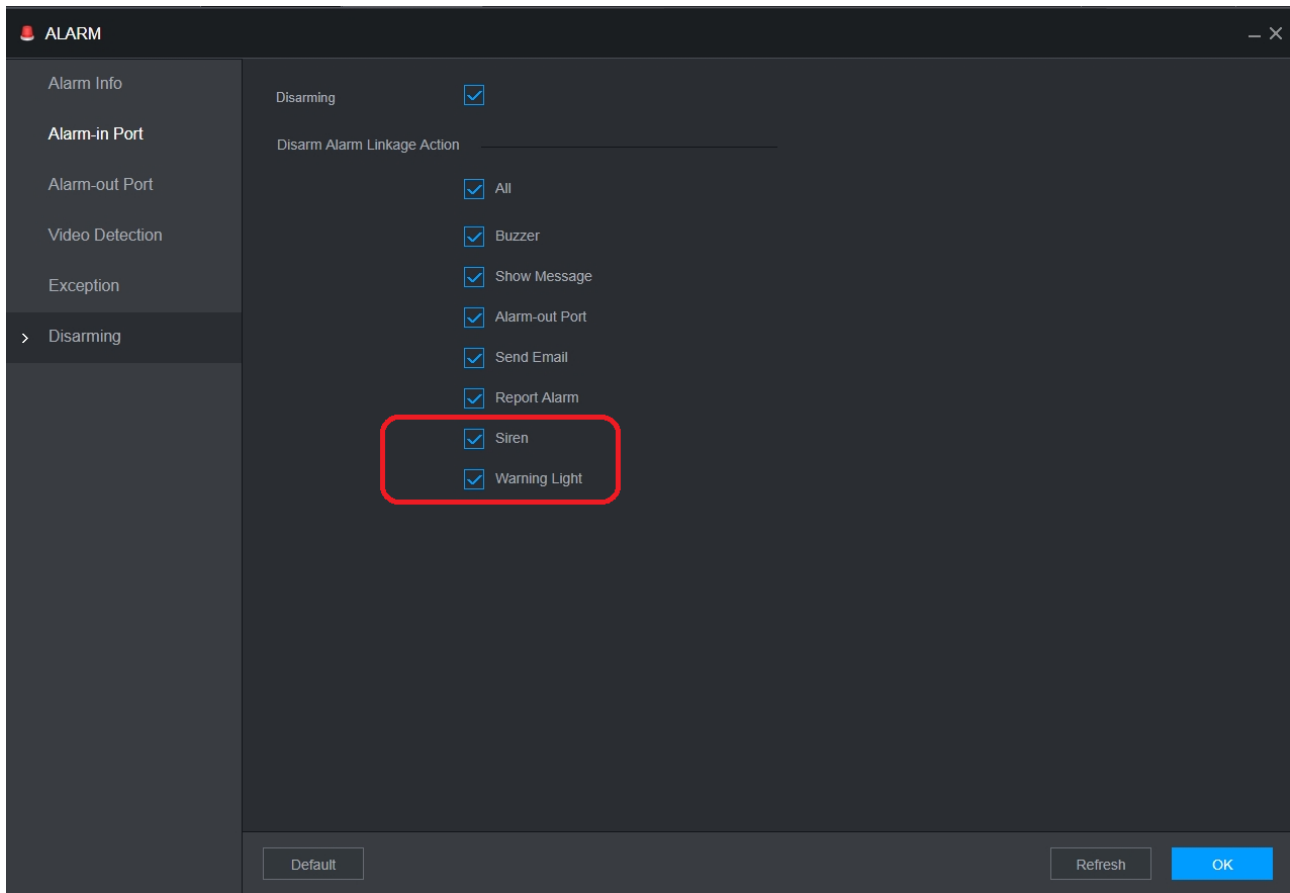
Supports access of 2880 x 1620 resolution 5M camera, provides image effect more real and clear displayed on 16:9 monitors.



1.4.2 Items added in disarming: Siren and warning light

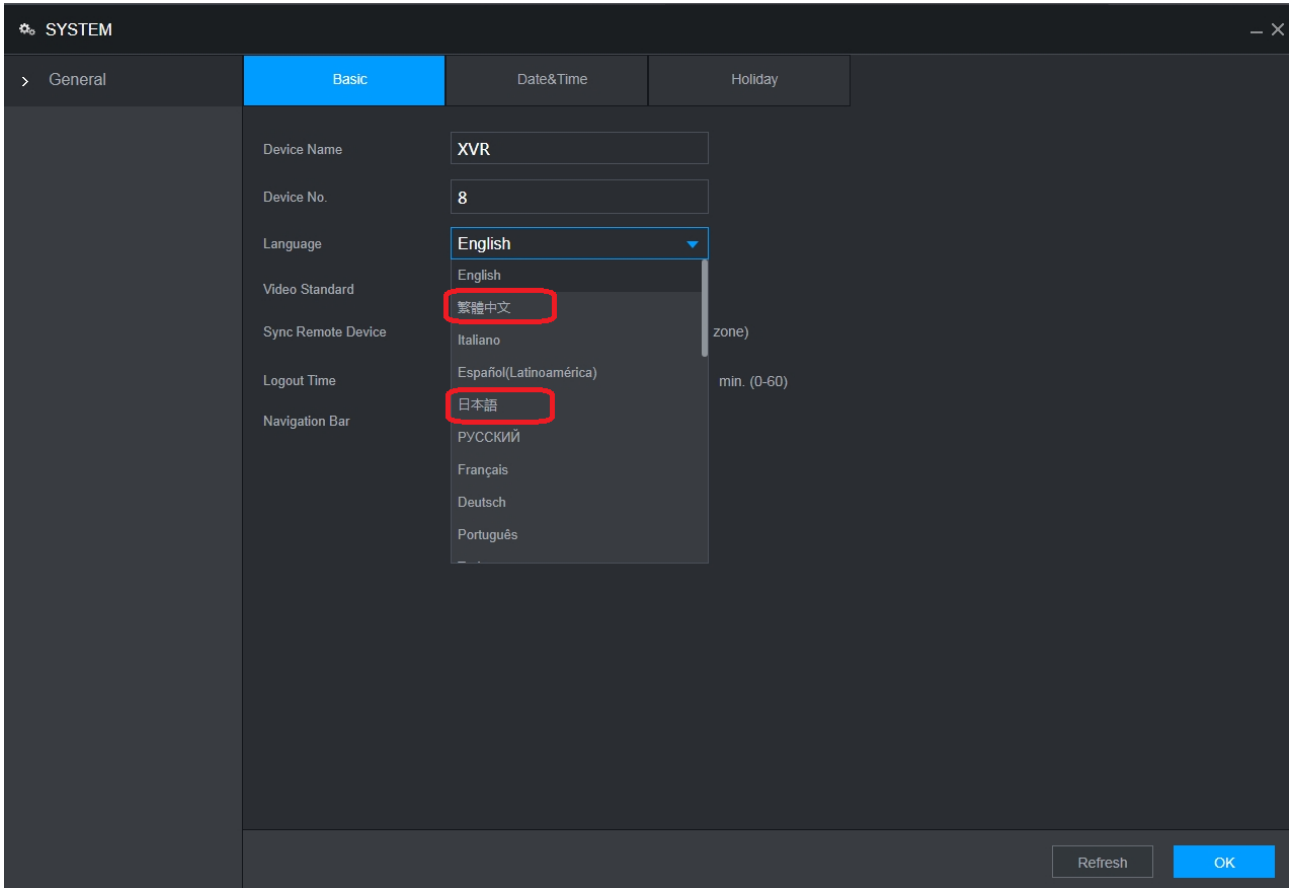
Supports one-click arming and disarming with all linkage actions; added siren and warning light linkage actions.

You can configure alarm linkages in **Main Menu > ALARM > Disarming**.



1.4.3 New languages supported: Traditional Chinese and Japanese

This release supports four new languages: Traditional Chinese and Japanese. You can set those languages in start-up wizard or in **SYSTEM > General > Basic**.



1.4.4 Quick Operations on Main Menu

- i. Shortcut icons for sub menus (except for **SEARCH** sub menu) and setting pages on local GUI to quickly jump to other modules: Enter a sub menu or setting page, this document uses **BACKUP** sub menu as an example. You can find shortcut icons upper in the interface. The icon of the current submenu or setting page displays in highlight and other icons in dim color. When you move mouse pointer to another icon, the icon will display in highlight, and then you can click the icon to enter the submenu or setting page.



The **SEARCH** sub menu does not support shortcut icons.



- ii. **Switch icon to turn page:** Both local GUI and web support this function.



1.5 Fixed Bugs

N/A

1.6 Compatibility

Current version is V4.001.0000000.9.R

1.7 Software Environment

Platform	Model	Version
Baseline software	SmartPss	General_SMARTPSS-Win64_ChngEng_IS_V2.003.0000001.0.R.191028.zip General_SMARTPSS-Win32_ChngEng_IS_V2.003.0000001.0.R.191028.zip
	NETKB5000	General_NKB5000_MultiLang_SDA_V3.212.0000000.0.R.191105.BIN
	NETKB1000	General_NKB1000_ChngEng_V2.620.0000000.0.R.20180115.zip
	DSS	DSS-PRO General_DSS-PRO_Win64_IS_V7.002.0000003.0.R.20191008.exe DSS express General_DSS-Express_win32_IS_V1.000.0000003.1.R.20190817.exe
	NetSDK	General_NetSDK_Eng_Win32_IS_V3.051.0000006.1.R.191126.7z
	ConfigTool	General_ConfigTool_ChngEng_V4.011.0000003.6.R.20200114.zip
Decoder	General_NVD0405DH-4K_Eng_P_V3.200.0002.1.R.20180116.zip	
Player	General_SmartPlayer-Win32_Eng_IS_V4.000.0000001.4.R.191009.zip	
Cell phone	Android: Gdmss plus 1.10.000 Iphone: Idmss plus 1.10.000	

1.8 Pending Issues

N/A

1.9 Update Guide

- The update mode includes Configtool, web and USB device. Please refer to the update manual for detailed information.
- During the update process, some functions are not available, such as record and network live view. After update and reboot process, the device returns to normal work status.
- The previous device settings remain the same.
- During the update process, do not shut down the device or unplug the power cord. Otherwise, the device may become malfunction and cannot boot up.

ZHEJIANG DAHUA VISION TECHNOLOGY CO., LTD.

Address: No.1199, Bin'an Road, Binjiang District, Hangzhou, P.R. China

Postcode: 310053

Tel: +86-571-87688883

Fax: +86-571-87688815

Email: overseas@dahuatech.com

Website: www.dahuasecurity.com